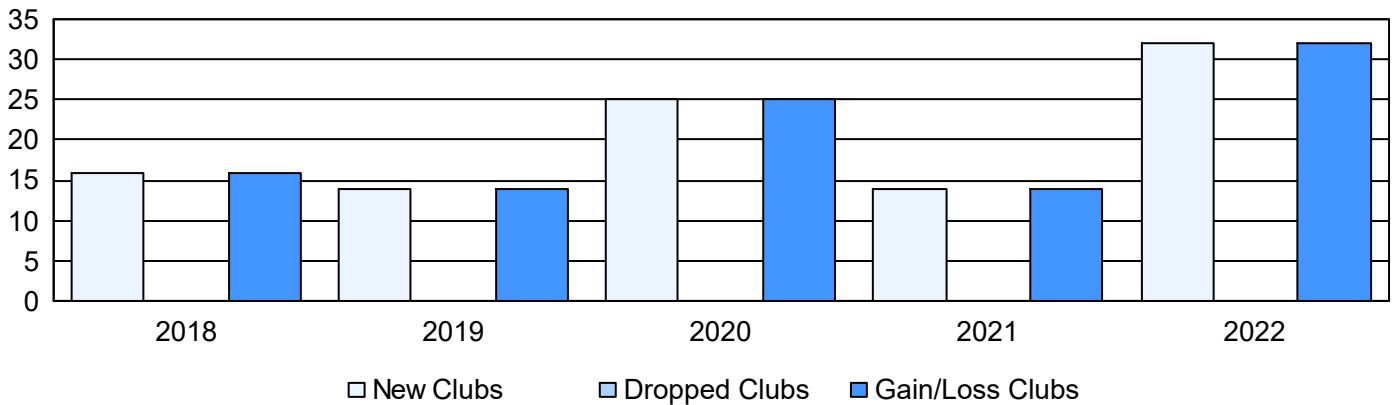
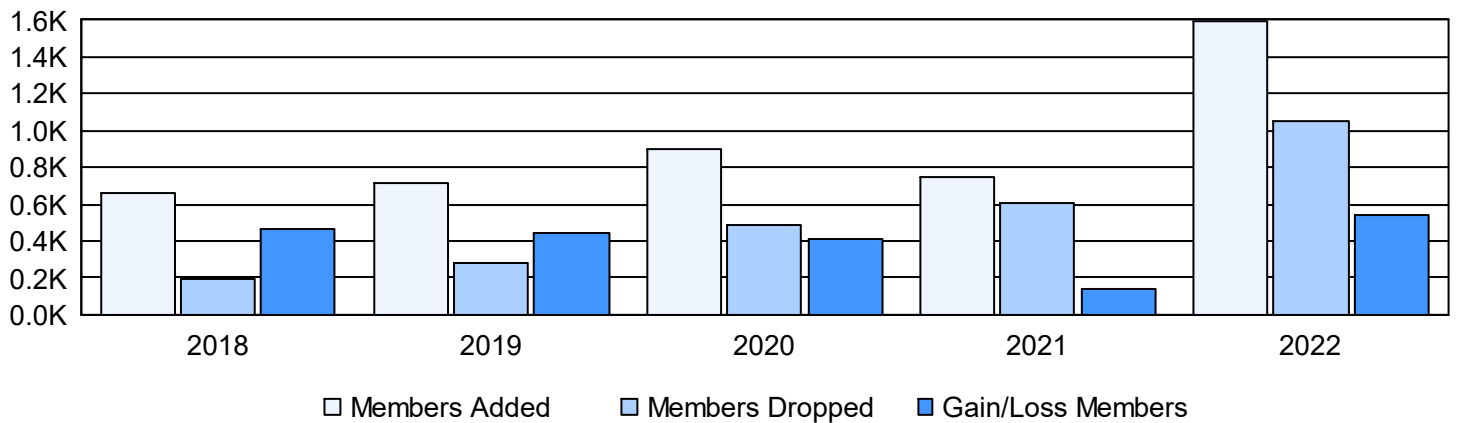


Year	New Clubs	Dropped Clubs	Gain/ Loss Clubs	New Members	Charter Members	Reinstate Members	Transfer Members	Total Member Added	Total Members Dropped	Gain/ Loss Members
2017-2018	16	0	16	251	399	6	1	657	197	460
2018-2019	14	0	14	351	356	5	3	715	276	439
2019-2020	25	0	25	297	547	50	5	899	486	413
2020-2021	14	0	14	402	341	2	4	749	606	143
2021-2022	32	0	32	656	868	66	5	1,595	1,055	540
Average	20	0	20	391	502	26	4	923	524	399

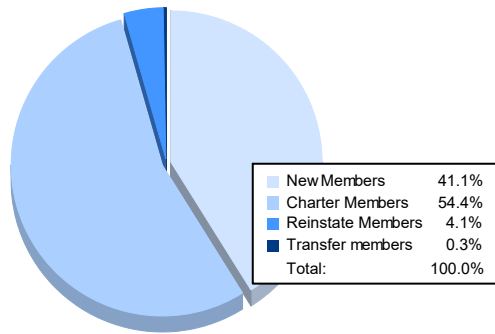
Clubs



Members



Membership Composition June 2022 Cumulative



Gender Composition June 2022 Cumulative

